

55m - 2.300kg

50m - 2.800kg

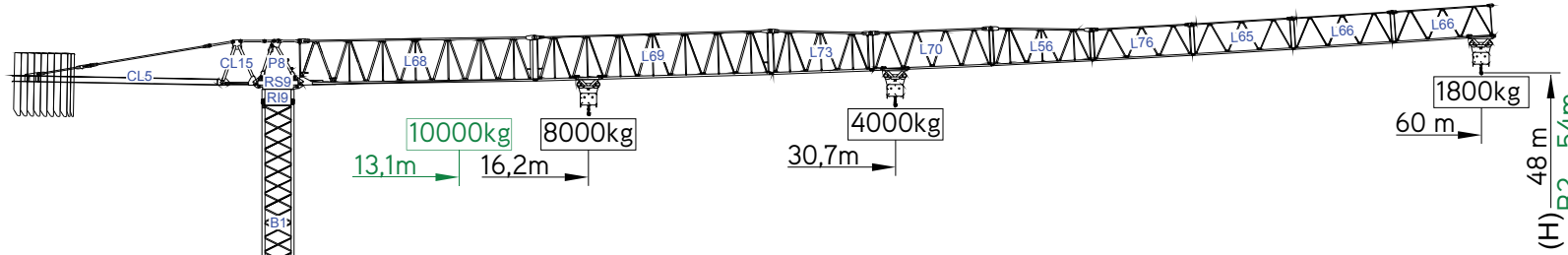
45m - 3.300kg

40m - 3.800kg

38m - 4.000kg

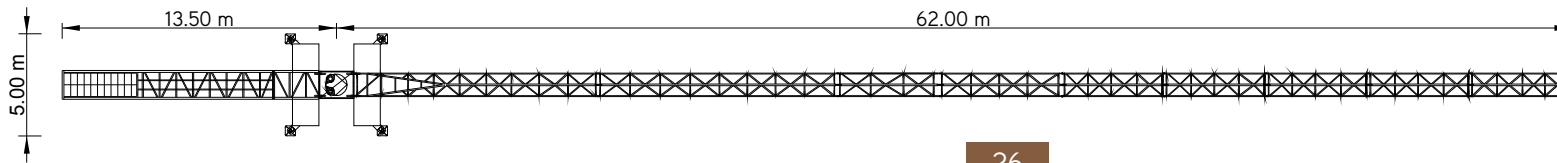
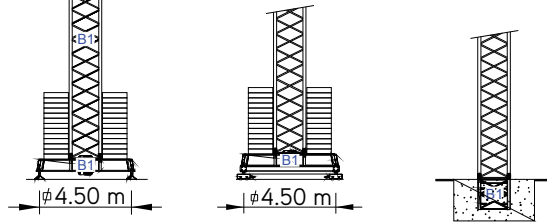
33m - 4.100kg

28m - 4.600kg



Cargas.Loads.Lasten.Charges.Cargas.Carichi.Yükler. ГРУЗОПОДЪЁМНОСТЬ

Icon	Truss Diagram	kg/m M / КГ	m	Capacity (kg)										
				18	23	28	33	38	40	45	50	55	60	
18000 kg 8x2000 + 2x1000 kg	60m L68+L69+L73+L70+L56+L76+L65+L66	8000	30,7 m	4000	4000	4000	3680	3130	2950	2570	2260	2010	1800	
			16,2 m	7170	5500	4430	3680	3130	2950	2570	2260	2010	1800	
18000 kg 8x2000 + 2x1000 kg	55m L68+L69+L73+L70+L56+L76+L65+L66	4000	34,2 m	4000	4000	4000	4000	3550	3350	2920	2580	2300		
			18,1 m	8000	6200	5000	4170	3550	3350	2920	2580	2300		
17000 kg 8x2000 + 1x1000 kg	50m L68+L69+L73+L70+L56+L76+L65	4000	36,7 m	4000	4000	4000	4000	3840	3630	3170	2800			
			19,4 m	8000	6670	5390	4500	3840	3630	3170	2800			
16000 kg 8x2000 kg	45m L68+L69+L73+L70+L56+L76	4000	38,0 m	4000	4000	4000	4000	4000	3780	3300				
			20,1 m	8000	6930	5610	4680	4000	3780	3300				
15000 kg 7x2000 + 1x1000 kg	40m L68+L69+L73+L70+L56	4000	38,2 m	4000	4000	4000	4000	4000	3800					
			20,2 m	8000	6980	5640	4710	4030	3800					
13000 kg 6x2000 + 1x1000 kg	38m L68+L73+L70+L56+L76+L65	4000	38,0 m	4000	4000	4000	4000	4000						
			20,1 m	8000	6930	5610	4680	4000						
11000 kg 5x2000 + 1x1000 kg	33m L68+L73+L70+L56+L76	4000	36,7 m	4000	4000	4000	4000							
			19,4 m	8000	6670	5390	4500							
10000 kg 5x2000 kg	28m L68+L73+L70+L56	4000	31,2 m	4000	4000	4000								
			18,1 m	8000	6200	5000								






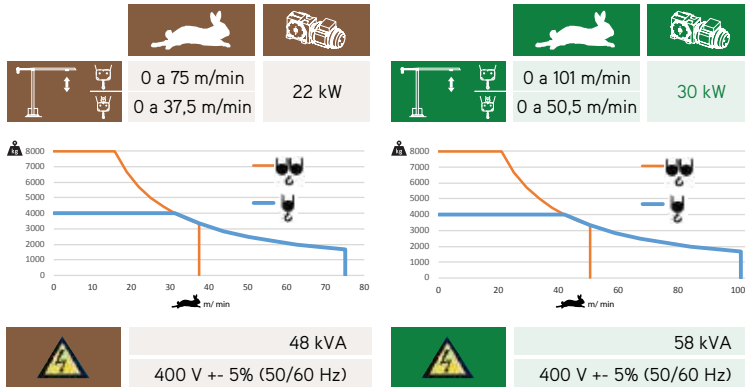
SGT 6018TL

60m - 1.800kg

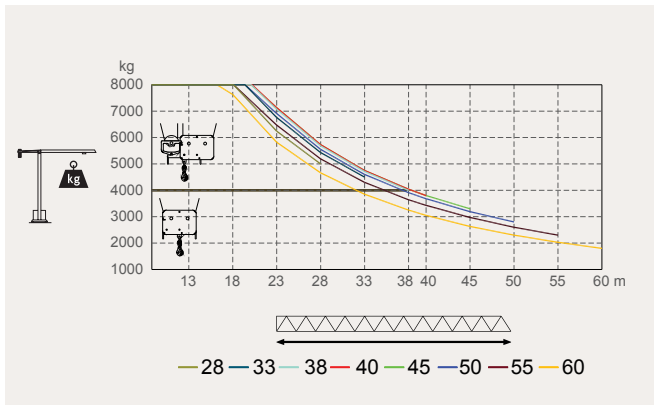
8.000Kg

Características . Characteristics . Eigenschaften
Caractéristiques . Caratteristiche . Caratteristiche
Özellikler . ХАРАКТЕРИСТИКИ

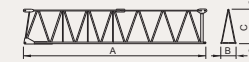
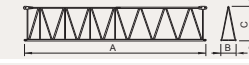




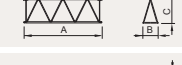

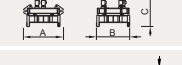

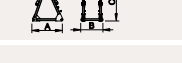

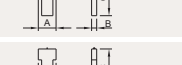
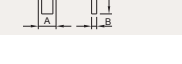
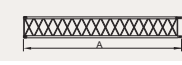


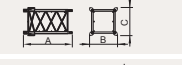
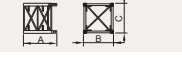


	
	0 a 1 r.p.m. 2x6,5 daN.m
	0 a 60 m/min 5,5 kW
	0-10 m/min 2x4 kW



Velocidade de elevação . Hoisting speed . Hubgeschwindigkeit . Vitesse d'élevation .
Velocidad de elevación . Velocità di sollevamento . Kaldırma hızı (m/min) .
Скорость подъема (м/мин)



Elementos . Parts . Teile . Éléments . Elementos . Elemento . Parçalar . ЭЛЕМЕНТЫ

		A (mm)	B (mm)	C (mm)	kg	Code
L68		11970	1900	2900	5050	
L69		11960	1160	2260	1650	
L73		5230	1160	2260	750	
L70		6200	1160	1950	680	
L56		5200	1160	1930	590	
L76		5180	1160	1610	370	531 60 18
L65		5110	1160	1610	330	
L66		5110	1160	1610	2x300 600	
RS9 RI9		2505	1700	1950	4650	
P8		2230	1300	820	830	
CL15		1850	1300	2280	985	
CL5		10550	1500	500	3720	
CP3		1160	165	3140	2x1000 2000	704 10 00
CP2		1160	330	3140	8x2000 16000	704 20 00
TOTAL					38440	
B1		12000	1620	1620	3450	508 12 00
B1		6130	1620	1620	1800	508 06 00
B1		3195	1620	1620	1070	508 06 01
B1		3195	1830	1830	1100	508 06 03
B1		1775	1600	1600	650	508 06 02
B1		6620	500	1040	1850	608 00 01
		3210	340	1040	2x950 1900	
TOTAL					3750	

SGT
6018TL