

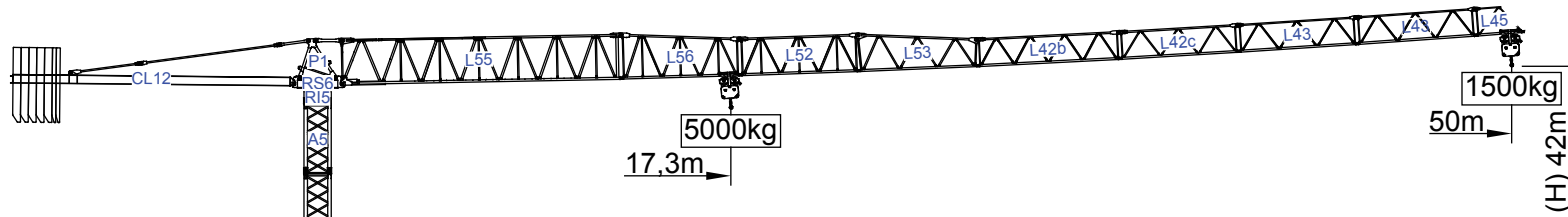
45m - 1.750kg

20m - 2.000kg









35m - 2.400kg

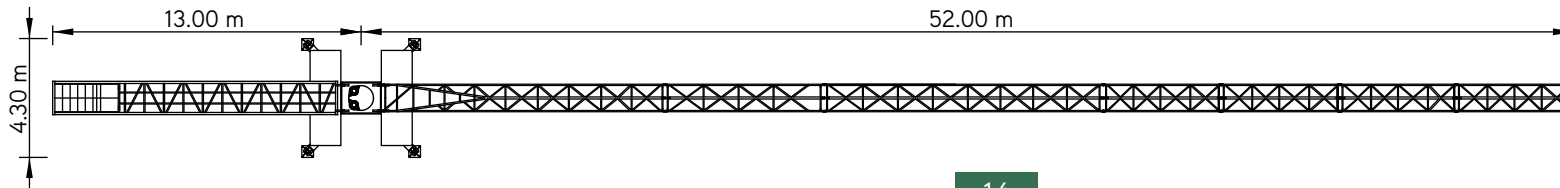
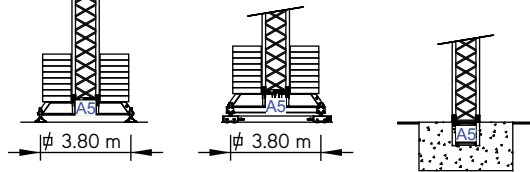
30m - 3.000kg

24m - 3.600kg



Cargas.Loads.Lasten.Charges.Cargas.Carichi.Yükler.ГРУЗОПОДЪЁМНОСТЬ

		kg/m M/KГ 2500	m Kg								
				18	24	30	35	40	45	50	
12000 kg 5x2000 kg + 2x1000 kg	50m	L55+L56+L52+L53+L42b +L42c+L43+L43+L45a	17,3 m		4790	3500	2730	2290	2290	1710	1500
11000 kg 5x2000 kg + 1x1000 kg	45m	L55+L56+L52+L53+L42b +L42c+L43+L45a	17,7 m		4900	3590	2800	2350	2010	1750	
10000 kg 5x2000 kg	40m	L55+L56+L52+L53+L42b +L42c+L45a	17,6 m		4870	3570	2780	2340	2000		
9000 kg 4x2000 kg + 1x1000kg	35m	L55+L56+L52+L53+L42b +L45a	18,0 m		5000	3660	2860	2400			
8000 kg 4x2000 kg	30m	L55+L56+L53+L42b +L45a	18,8 m		5000	3840	3000				
6000 kg 3x2000 kg	24m	L55+L56+L53+L45a	17,7 m		4920	3600					








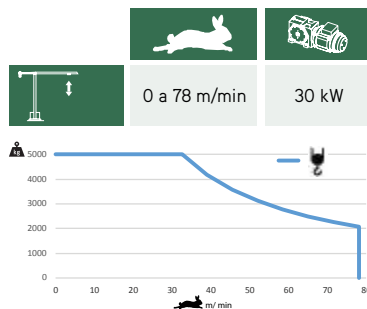
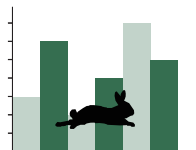
# SGT 5015TL new model


50m - 1.500kg

5.000Kg

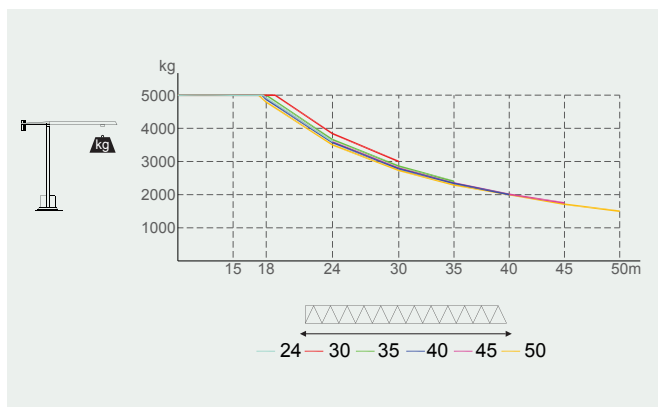
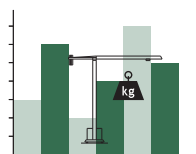
Características . Characteristics . Eigenschaften  
Caractéristiques . Caratteristiche . Caratteristiche  
Özellikler . ХАРАКТЕРИСТИКИ

	
	0 a 1 r.p.m. 2x4 daN.m
	0 a 60 m/min 3 kW
	15 m/min 2x3 kW














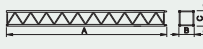




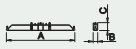



	55 kVA 400 V +- 5% (50/60 Hz)
---	----------------------------------

Velocidade de elevação . Hoisting speed . Hubgeschwindigkeit . Vitesse d'élevation .  
Velocidad de elevación . Velocità di sollevamento . Kaldırma hızı (m/min) .  
Скорость подъема (м/мин)



Elementos . Parts . Teile . Éléments . Elementos . Elemento . Parçalar . ЭЛЕМЕНТЫ

		A (mm)	B (mm)	C (mm)	kg	Code
L55		11950	1210	2600	3100	
L56		5200	1160	1930	590	
L52		5200	1160	1650	535	
L53		5200	1160	1650	510	
L42b		6080	1160	1210	520	
L42c		5180	1160	1210	370	509 55 10
L43		5100	1160	1210	260	
L45a		2100	1160	1210	120	
RS6 R15		2250	1350	2050	2640	
P1		1660	1220	1720	720	
CL12		12000	1380	560	2560	
CP3		1160	165	3140	2x1000 2000	704 15 00
CP2		1160	330	3140	5x2000 10000	704 20 00
TOTAL					23925	
A5		11985	1160	1160	3080	530 12 00
A5		6075	1160	1160	1660	530 06 00
A5		3120	1160	1160	990	530 06 01
A5		3090	1385	1385	1040	530 06 03
A5		1275	1160	1160	450	530 06 02
A5		5530	500	750	1250	630 00 01
		2270	360	750	2x635 1270	
TOTAL					2520	

SGT  
5015TL